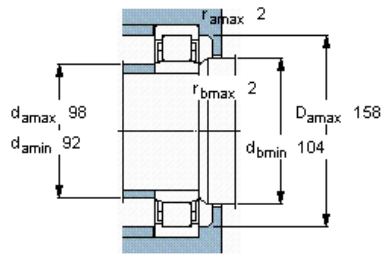
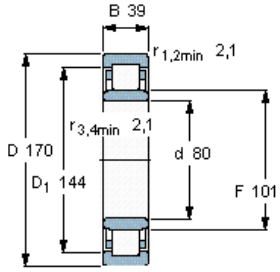
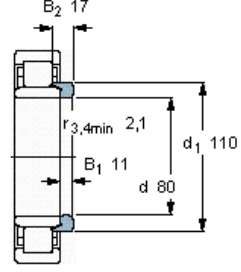


Cylindrical roller bearings, single row

Principal dimensions			Basic load ratings		Designation	Angle ring
d	D	B	dynamic C	static C0	* SKF Explorer bearing	Designation
mm			kN		-	-
80	170	39	300	290	NU 316 ECP *	HJ 316 EC



Calculation factors
 k_r 0,15
 e 0,2 γ 0,6



HJ 316 EC
 Mass kg 0,44